

DE LA RECHERCHE À L'INDUSTRIE

cea

irfm
TORE SUPRA

18-22 July 2012

www.cea.fr

Why not include TOKAMAKS
in the quest of
exotic particles?

8th Patras Meeting, Chicago | Jean-Claude Vallet

I/ Tokamak and Magnetic fusion

II/ What is Tore Supra?

III/ Tore Supra and the Axions or ALPs

IV/ Tore Supra and Solar Chameleons

V/ Conclusion

Tore Supra and What else ?
Tore Supra and the WEST projet

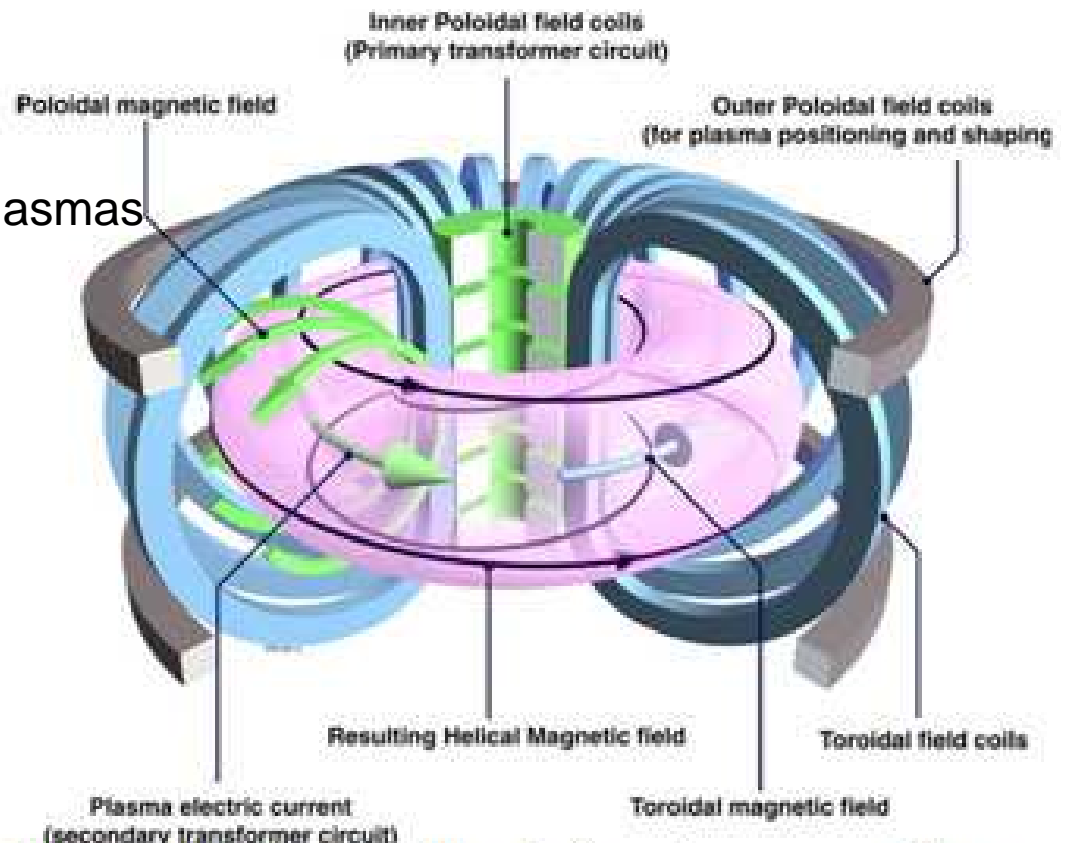
Tokamak : Russian acronyms

- Toroidal Chamber
- Magnetic field
- Current

Aiming at confining thermonuclear plasmas

Developed during the '50 by
A. Sakharov, B. Kadomtsev,
L. Artsimovitch, V. Shafranov
Soviet Academicians
Breaking results IAEA conf. '68
Tokamak – T3

$$\nabla p = \vec{J} \times \vec{B}$$



$$nT_i\tau_E \sim 10^{21} \text{ m}^{-3} \cdot \text{keV} \cdot \text{s}$$

$$\tau_E \propto a^2/D \quad (\text{a length of the confinement box})$$

D diffusion coefficient)


$$D_{\text{Coll}} \propto v\rho_i \quad \sim 10^{-2} \text{ m}^2/\text{s}$$

$$D_{\text{Neoclass}} \propto q^2\varepsilon^{1/2}D_{\text{coll}} \quad \sim 10^{-1} \text{ m}^2/\text{s}$$

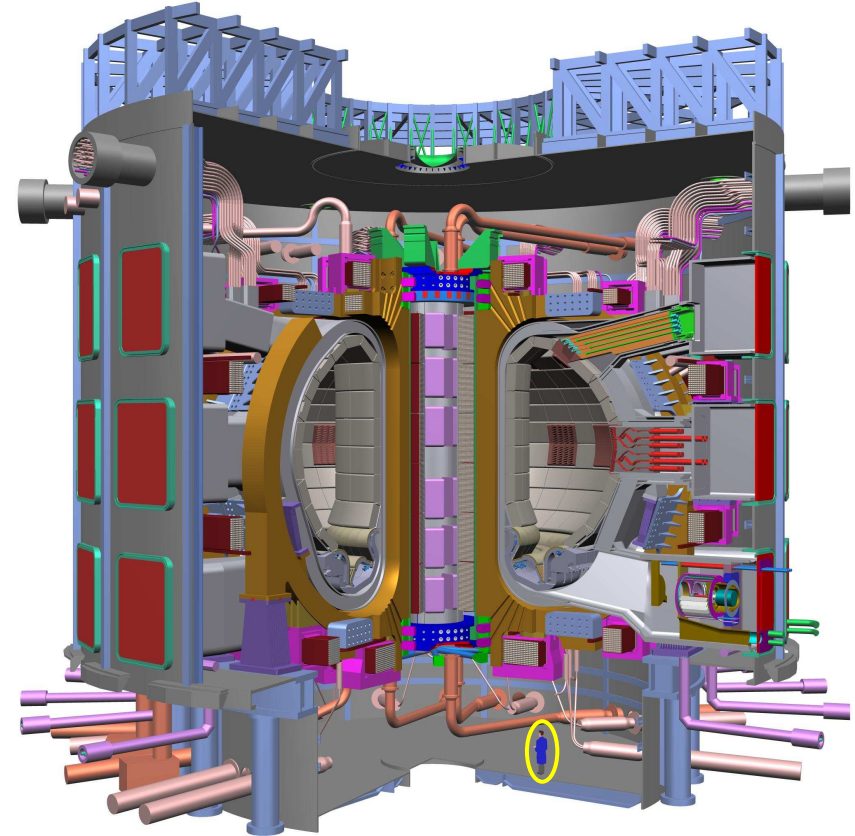
$$D_{\text{Turb}} \propto \nabla T/T_c \quad \sim 1-10 \text{ m}^2/\text{s}$$

What next? Confinement of alpha particles?

$$D \nearrow a^2 \nearrow$$



JET
80 m³



ITER
800m³



TFR
PLT
0.5-1m³

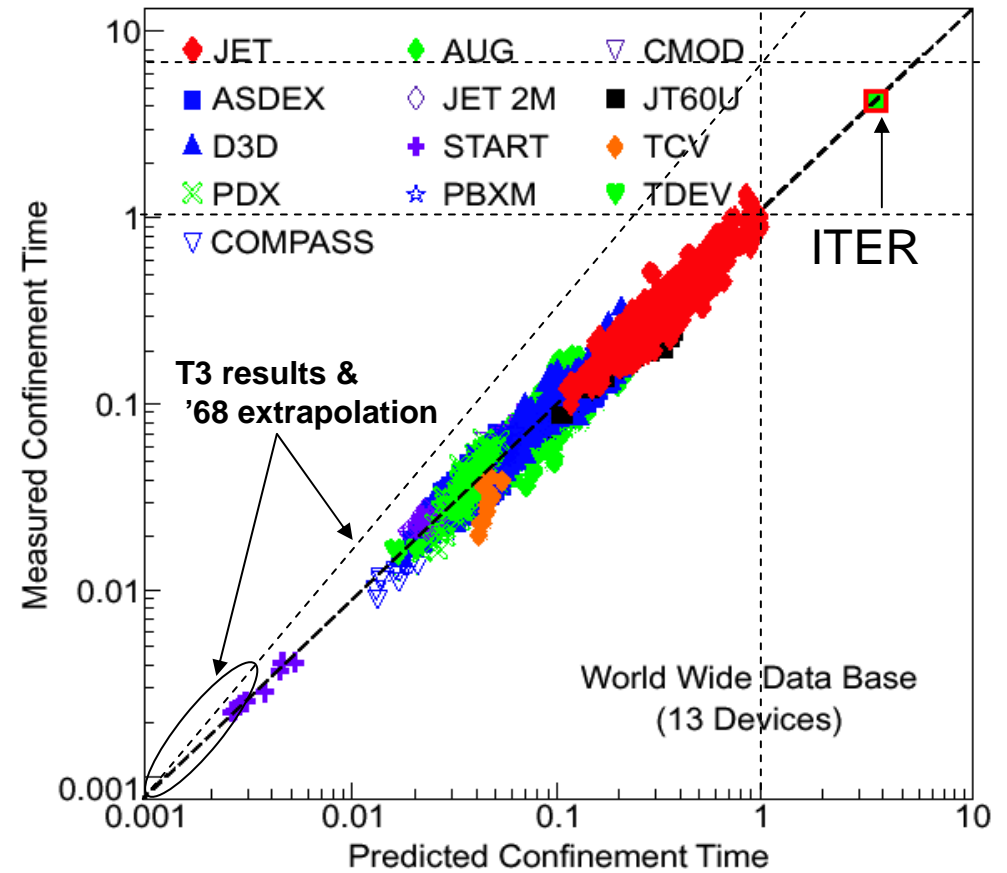
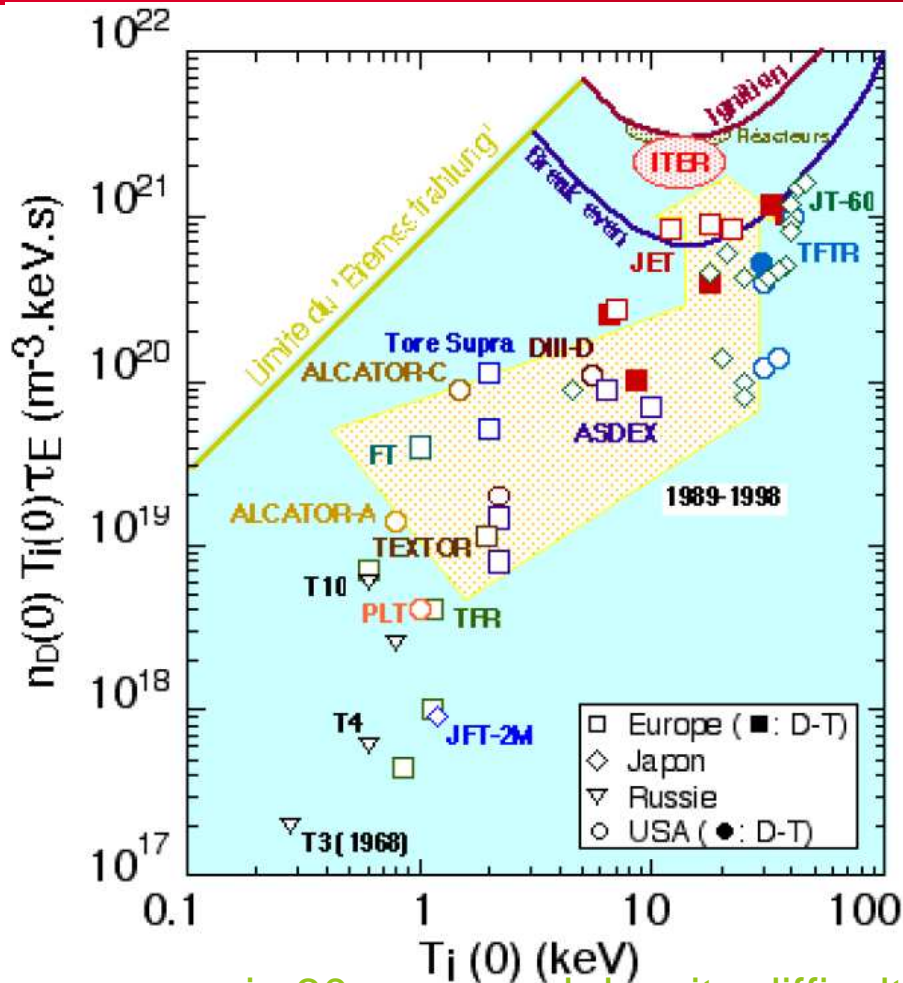


Tore Supra
TFTR
25-30 m³

T3
~ 0.3 m³



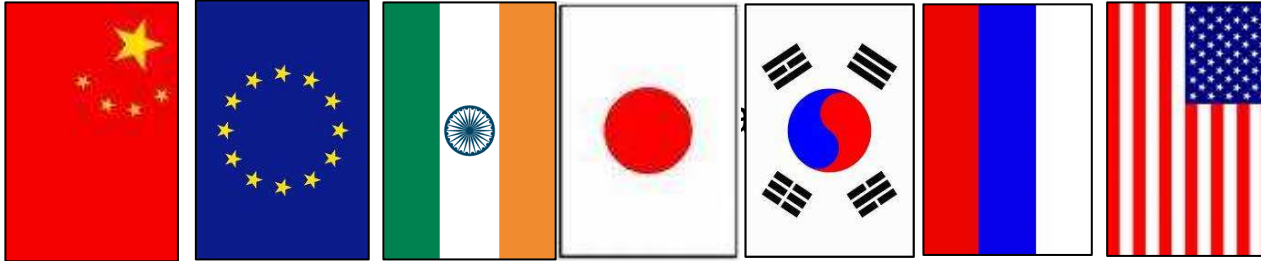
1960 1970 1980 1990 2000 2010 2020 2030 2040



in 30 years and despite difficulties $nT_i\tau_E$ increased steadily by a factor 10⁴
(as fast as the Moore law for semiconductors)

Still a factor 3-5 needed with ITER!!

ITER Project International Thermonuclear Experimental Reactor



Operation
2020 - 2027 - 2040
H2-D2 - DT

Iter: *lat.* "the way" (pronounced like iterate)

Partnership:

55 % of mankind
70% of the mondial PIB

Cost: 10 G€ construction
5 G€ operation

Construction
2007-2020

O. Motojima
K. Ikeda

Site prep.
& licensing
2005-2007

Sites
Competition
2003-2005



Decision
Reagan/Gorbachev
Reykjavik, 1985



Engineering
Design
Activities
1990-2003

R. Aymar (EDA)
P.H. Rebut (CDA)
CEA/DSM

Where is Cadarache ?



Aix-en-Provence



Paul Cézanne, Montagne Sainte Victoire, Summer 1900

Cadarache

ITER: 2000 pers (construction)
1000 pers (exploitation)

Centre CEA: 4500 pers

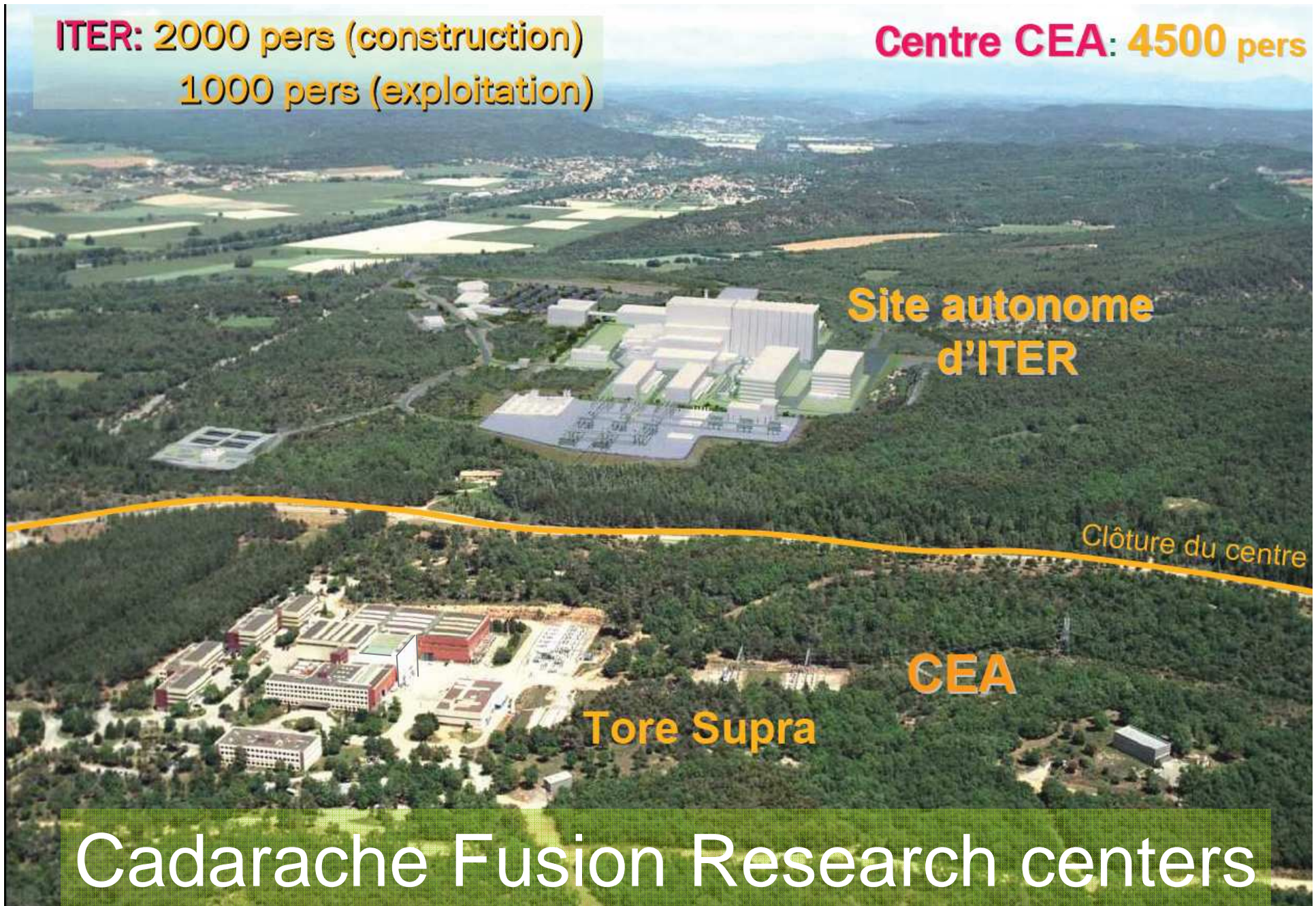
**Site autonome
d'ITER**

Clôture du centre

CEA

Tore Supra

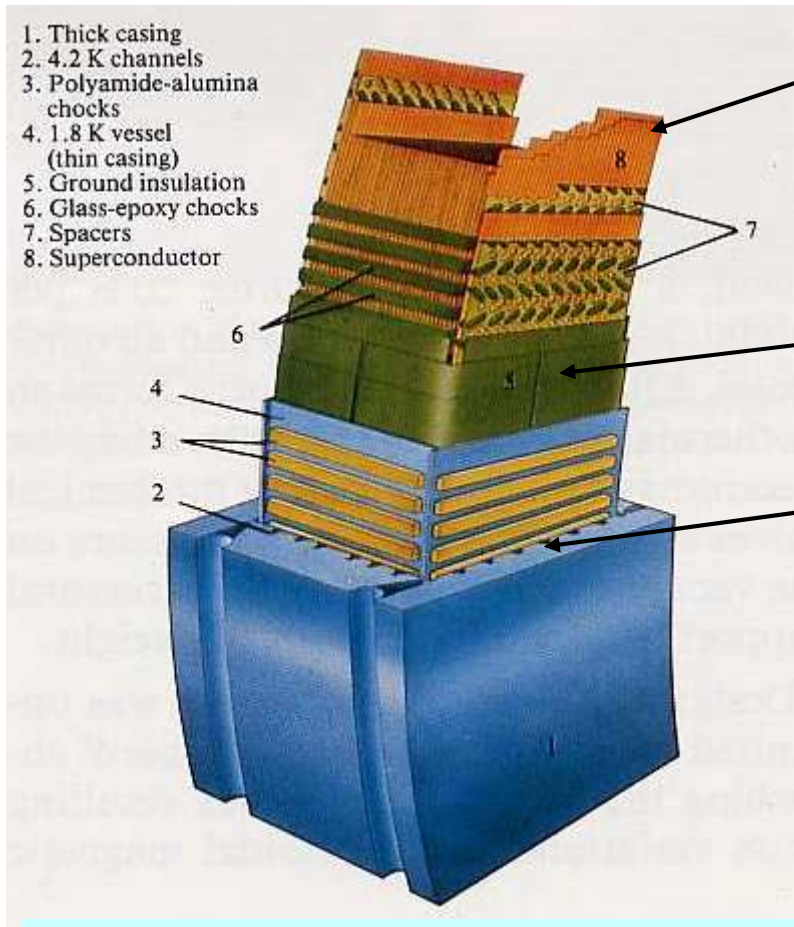
Cadarache Fusion Research centers





What is Tore Supra ?





**bare conductors
in superfluid helium !**

**Superfluid helium
(1.8 K) in thin casing
50 Tons**


**Supercritical helium
(4.5 K) in thick casing
channels
120 Tons**

**+
Thermal screens (80 K)
20 Tons**

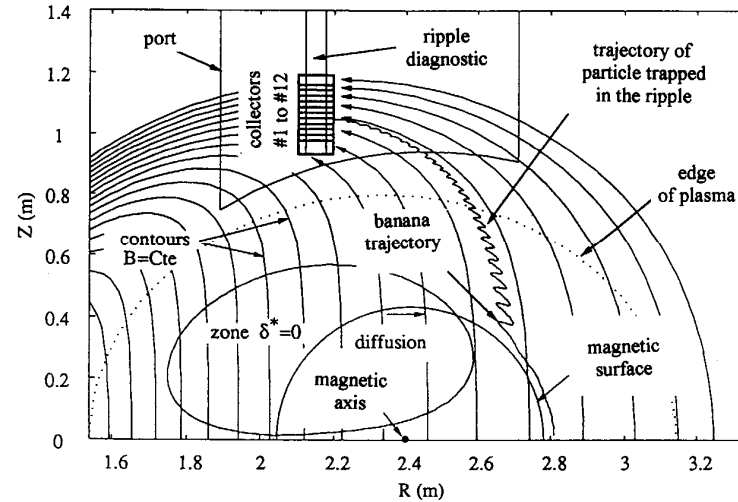
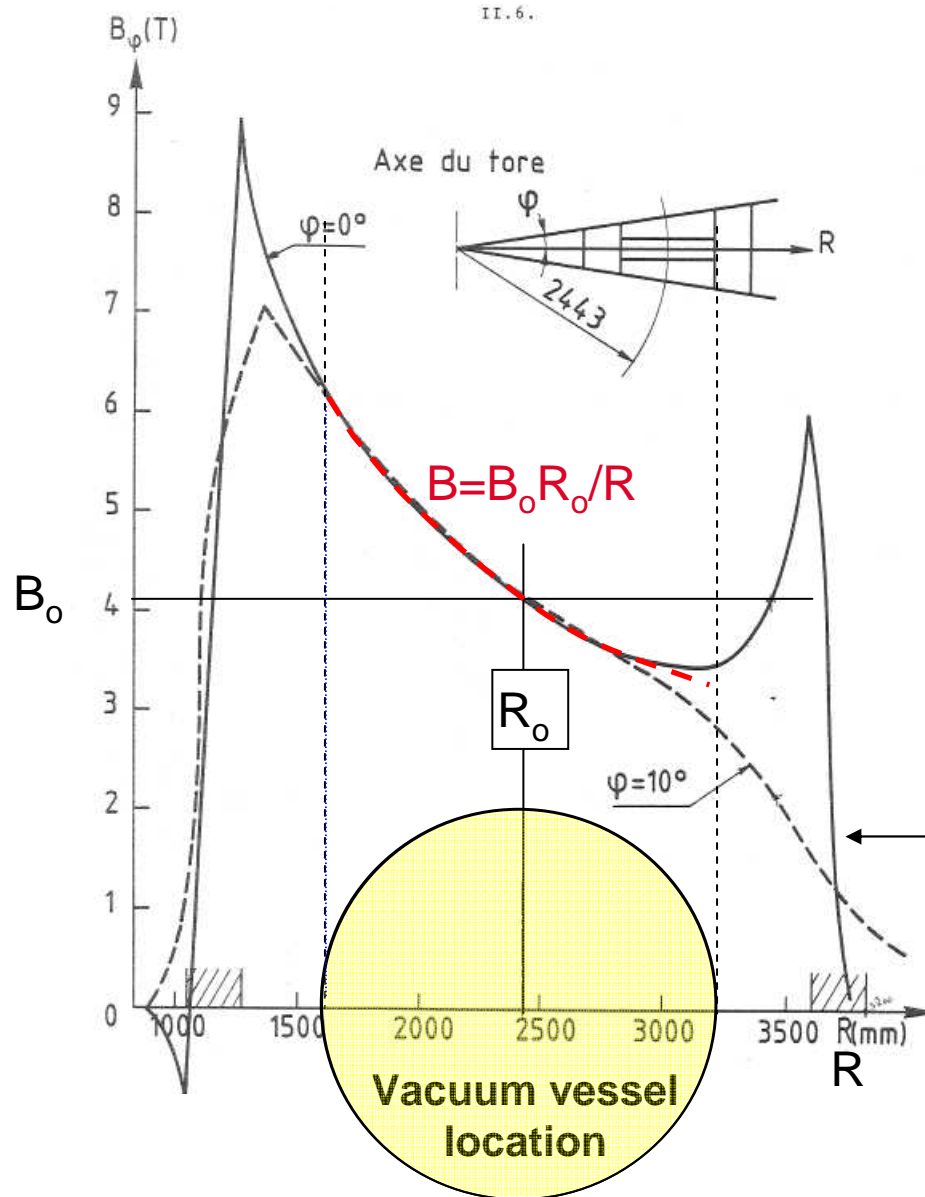
Tore Supra TF coil structure

Pioneering LHC technologies

Tore Supra magnetic field system



The 18 TF magnets before the assembly of Tore Supra



Iso B_T in the R,Z plan

Toroidal magnetic field intensity

- On the axis of one TF coils
- In between two adjacent coils

Distribution at full current (1450 A,
4,5 T on axis)

Now magnetizing current limited to 1250 A
(3,85 T on axis)




TORE SUPRA	
start of operation (y)	1988
Ro (m)	2,4
a (m)	0,8
BTo (T)	3,85
Vessel volume (m3)	35

Pressure	10e-5 Pa <small>Gyrotron 118 GHz</small>
Temperature	120°C

Torus Hall : 30 m x 30 m x10 m
(ITER: 80x80x80)
Manhole for Access 65x55 cm

RF Heating Systems:

- 47-54 MHz : 12 MW x 40s
- 3.7 GHz : 8 MW cw
- 118 GHz : 1 MW x 5s



8tl 118Ghz antenna & gyroton,
propagation HE11 corrugated waveguide L=25m

Tore Supra and relic Axions

Dedicated existing experiments

Param. / Units	CAST-I	ADMX
B T	9	7.5
L m	9.26	1
A m ²	0.003	0.2
B²V T ² m ³	2.25	12

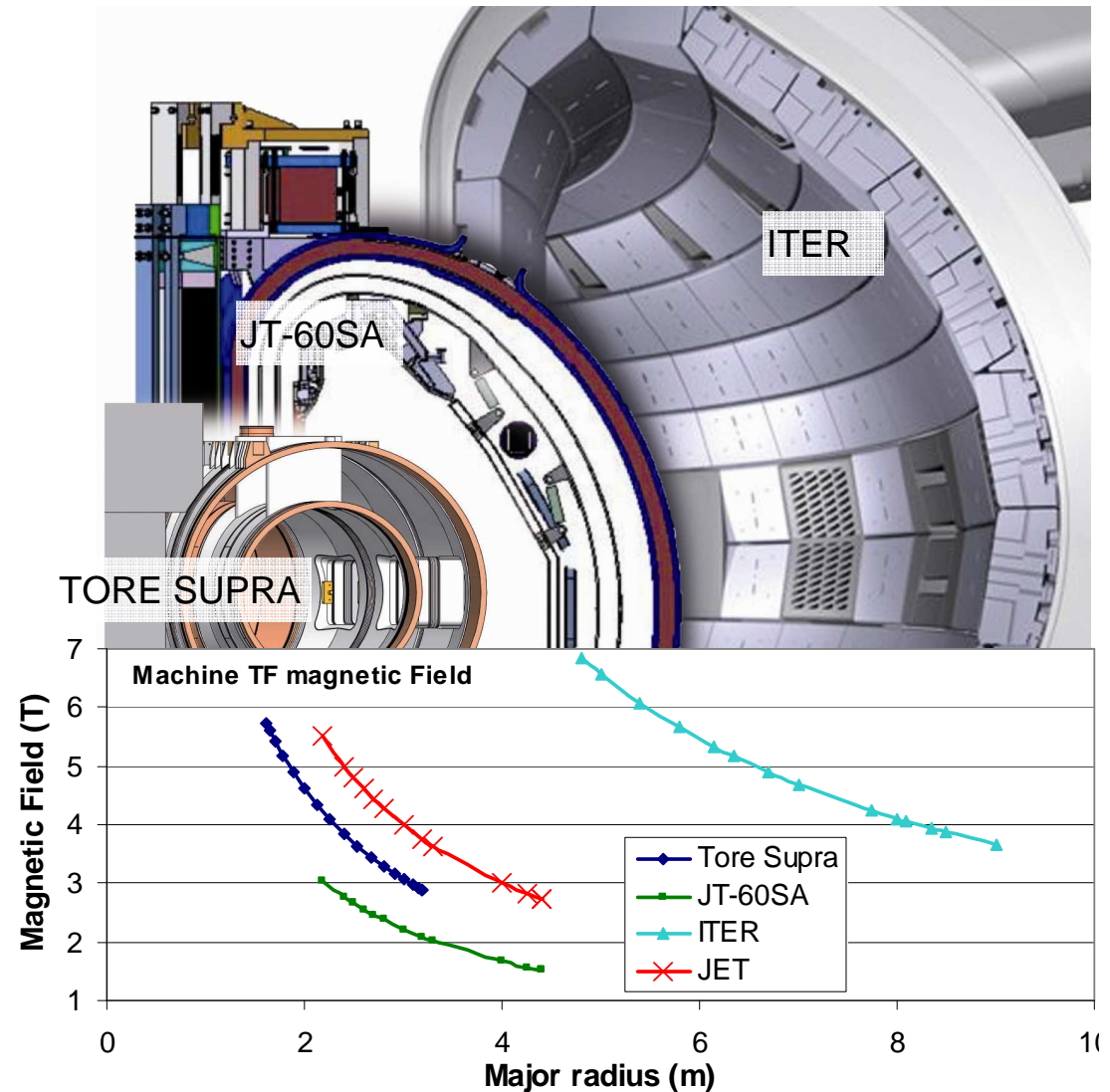
Large superconducting tokamaks

Param. / Units	TS	JT-60SA	ITER
B T	4	2.25	5
L=2πR ₀ m	15	19	38
A m ²	2	7	35
B²V T ² m ³	480	700	30000
Starting date	1988	2019	2022
Location	Cadarache	Naka	Cadarache


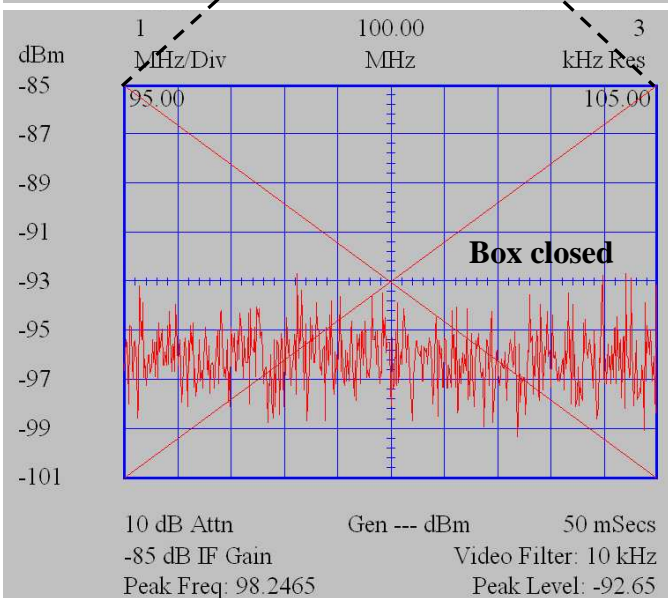
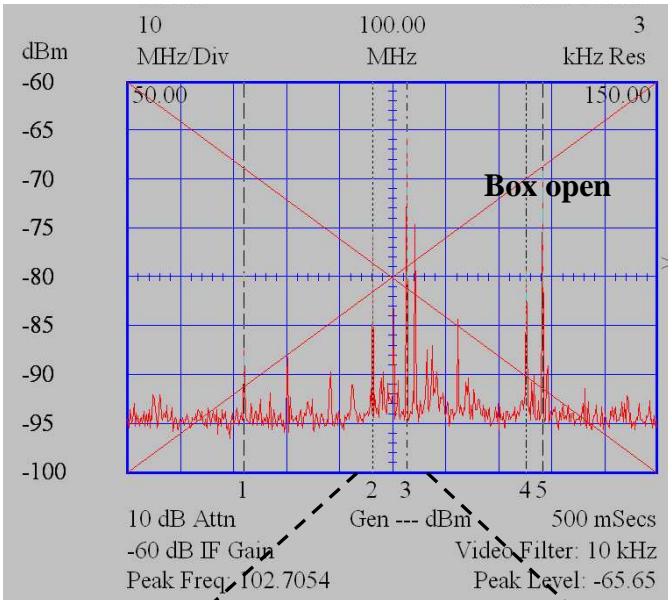


ITER* and JT-60SA directorates aware of and interested by Konstantin's request

*See : <http://www.iter.org/newsline/227>



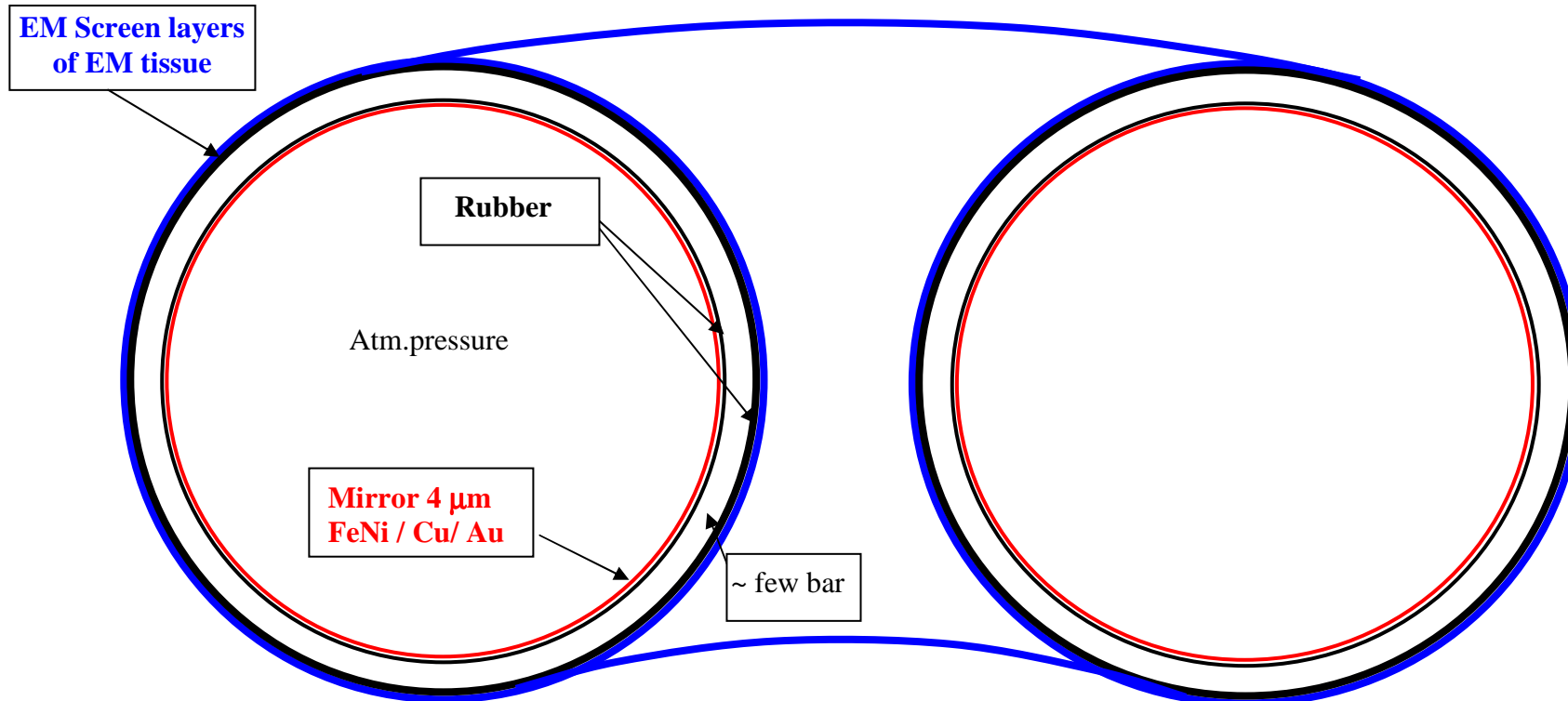
Tore Supra and the Axions search (at low frequencies <1GHz)



Possible Concept EM noise screening:
 box-in-a-box concept.
 Insert a metal coated inner tube in Tore Supra.
 (inflatable structures and multi layers RF protective
 textiles). Make available the whole volume
 and accessible the full **480 T²m³**.

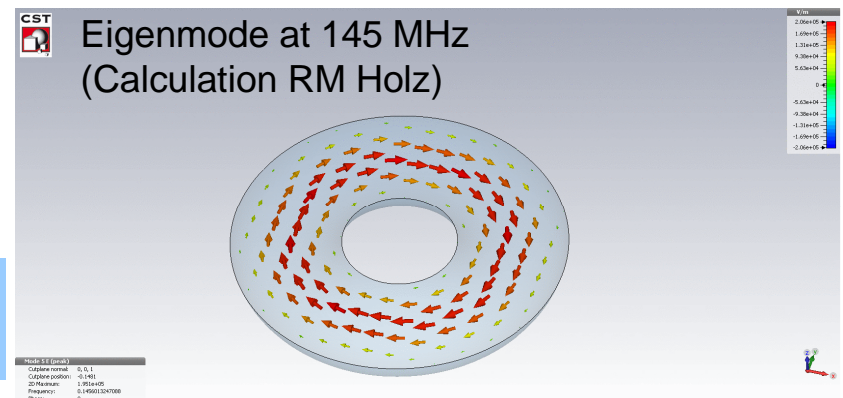
Collaboration with F. Caspers, CERN

A concept for 140 - 200 MHz Pneumatic resonator inserted in Tore Supra for CDM axion search



**Double shell pneumatic resonator for
100 MHz-2 GHz CDM Axion search in
Tore Supra**

Similar mechanical concerns for the Chicago Pile N°1
CP1 and its "cubical" balloon 1942 !



YSHIELD GmbH & Co. KG
Am Schulplatz 2
94099 Ruhstorf
GERMANY

Phone: 0049-8531-31713-8
Fax: 0049-8531-31713-5
Email: info@yshield.com
Internet: www.yshield.com



Miscellaneous shielding products 2/8

Metallized polyester netting HNG100 (HF+LF)


Characteristics

HNG100 is a compact woven, heavy metallized polyester netting for shielding of high-frequency radiation (HF) and low-frequency electric fields (LF).

Maximum shielding product with over 100 dB. This professional product is typically used for ministries of defence, banking houses, laboratories, etc. Typical application for bonding interior on walls, ceilings, floors, as intermediate layer, for drywall constructions, loosely laid, etc.

Technical data

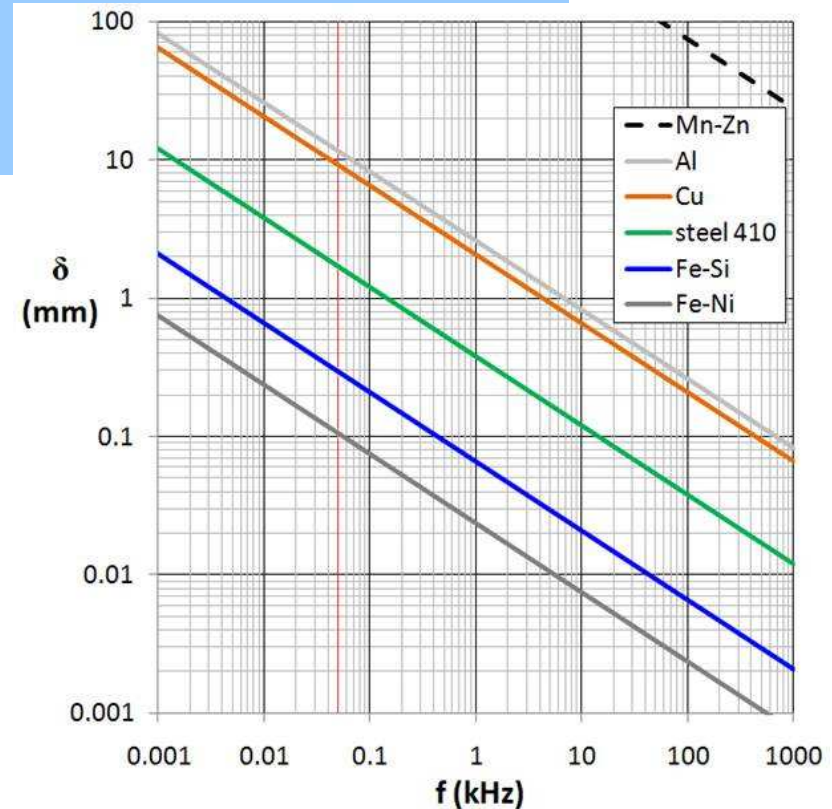

- Width: 145 cm
- Length: By the meter / 20 m roll
- Attenuation: 100 dB at 1 GHz
- Weight: 140 g/m²
- Material thickness: 0.08 mm
- Color: Anthracite / Brown
- Tensile strength: Very good in both directions, 220 N/mm
- Materials: Polyester, copper, nickel, protection coating
- Surface conductivity: 0.003 ohm (square resistance R_□)



Typical metalized tissue for RF shielding of Tore Supra :
Manufactured by **YSHIELD**
6 or 8 layers if so required.
Cheap: < 30 €/m²

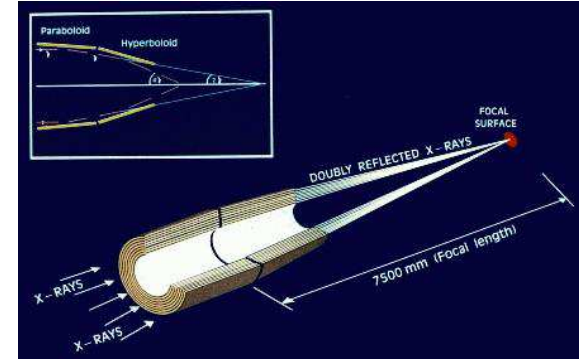
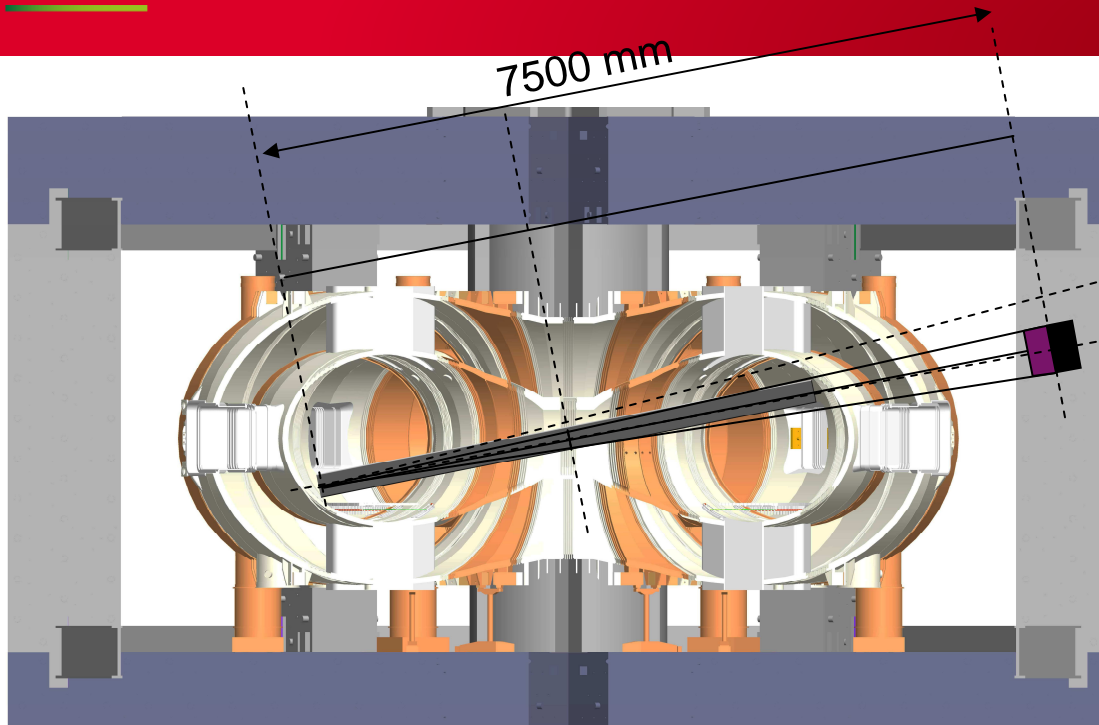
Only things to do :

- 1) Improve the reflection coefficient of the wall (hanging the wall with improved golden thermal blankets)
- 2) turning the magnetic field on
- 3) wait for a signal in a cavity of $480T^2m^3...$



Reflective mirror thickness : 2-3 skin depths
 $1 \mu\text{m}$ @ 4GHz for Al or Cu
 20 nm @ 100GHz for Al or Cu

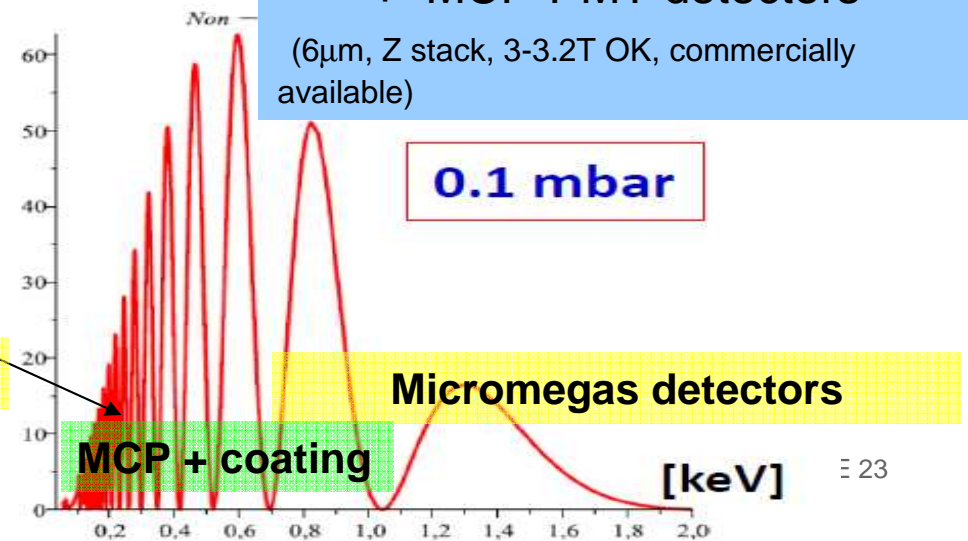
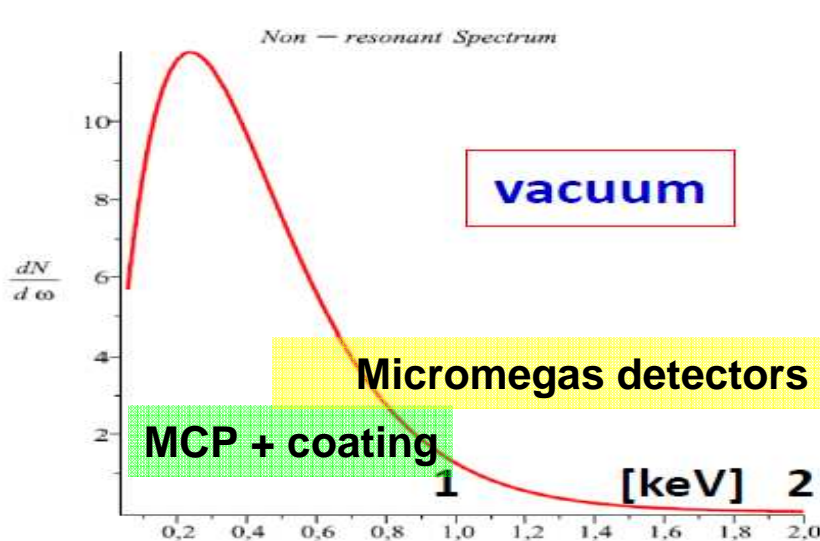
TORE SUPRA and Solar Chameleons



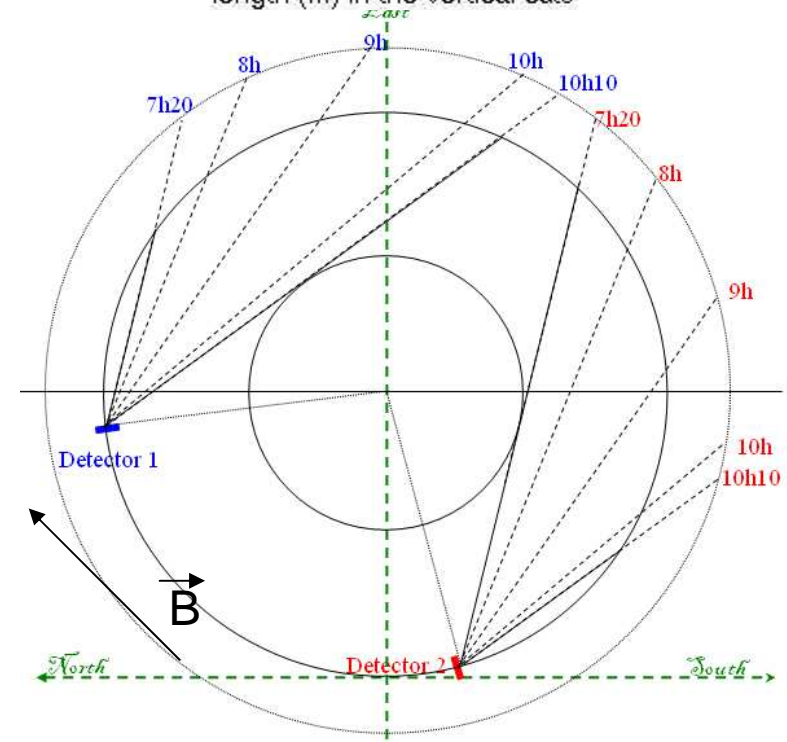
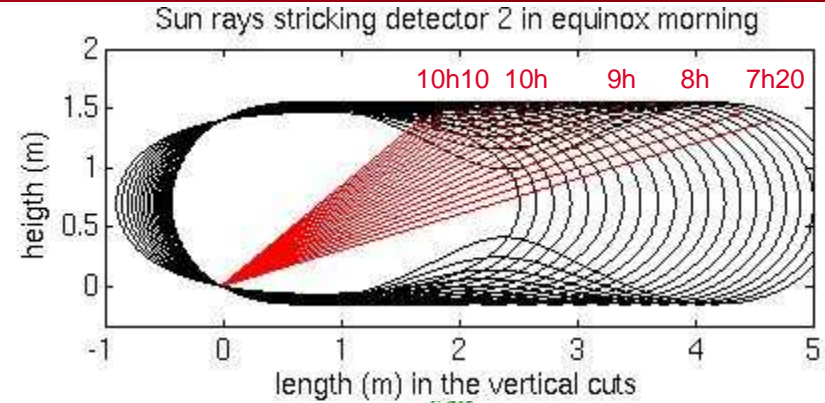
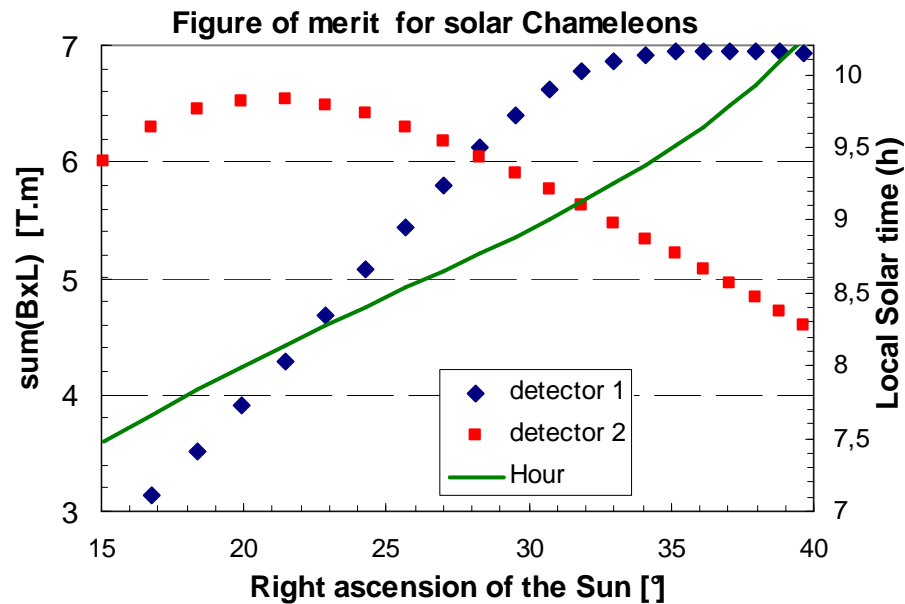
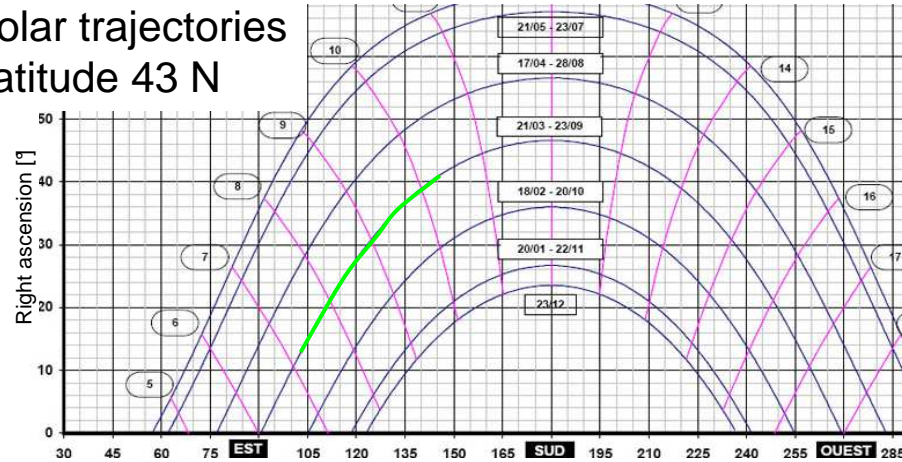
Possible Concept for
Chameleon search

- Tore Supra (few 10^{-5} Pa)
- + XMM
- + MCP-PMT detectors

($6\mu\text{m}$, Z stack, 3-3.2T OK, commercially available)



Solar trajectories Latitude 43 N



Tore Supra: the only fixed helioscope in the world,
the Sun doest all the job

New results from **PHOTONIS** presented* recently at the 12th Pisa-Meeting on Advanced Detectors

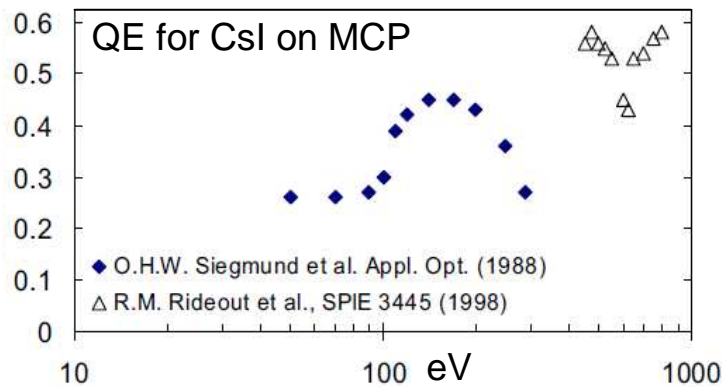
<http://www.pi.infn.it/pm/2012/>

Development of Planacon XP85112 for PANDA Experiment at FAIR, GSI, Germany

<http://www.photonis.com/en/ism/63-planacon.html>

Results Extrapolation from G.W. Fraser's model

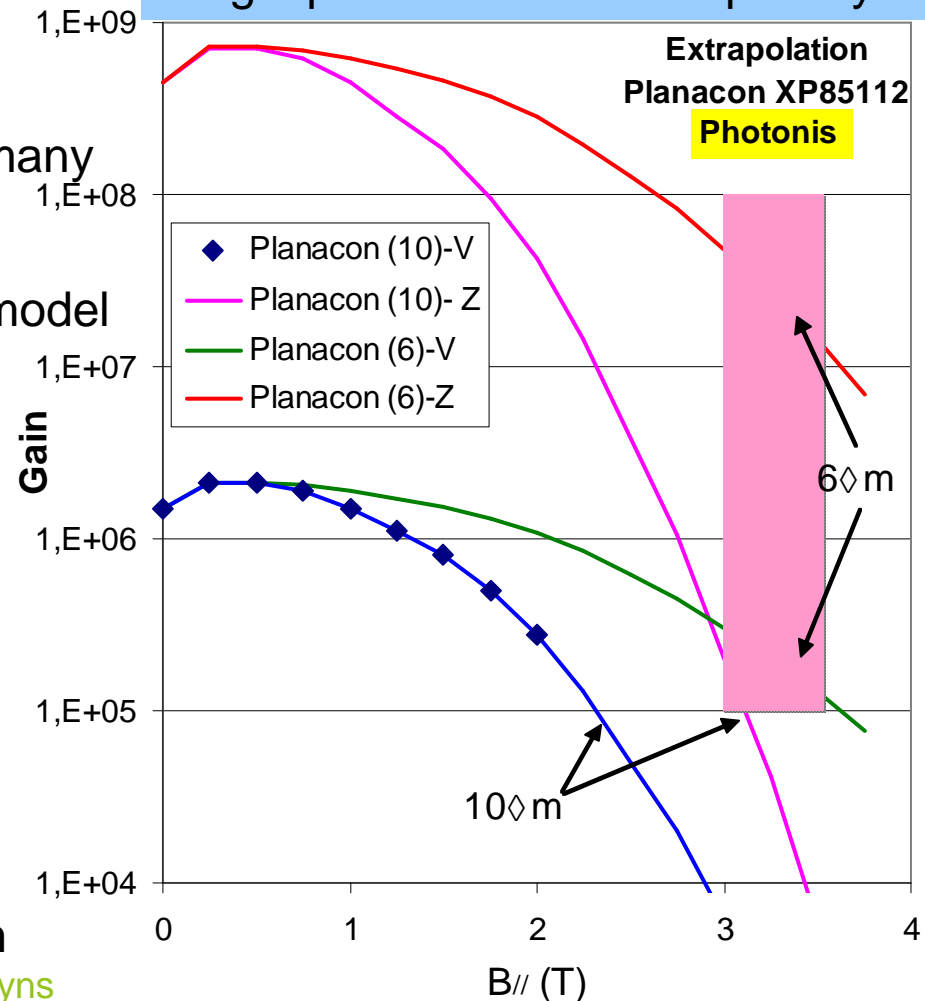
Nuc. Inst.& Meth; in Phys. Research, A291 (1990), p.595



A.Tremsin & O.Siegmund, in Proc of SPIE 59200 I-1

+ development cost for V or Z stack 6 μ m
Photonis: Brive-la-Gaillarde, France, Courtesy E. Schyns

Single photon detection capability !



(*) <http://agenda.infn.it/getFile.py/access?contribId=37&sessionId=9&resId=0&materialId=slides&confId=4148>

Seems feasible

To be elaborated further

Using the Tore Supra Heating sources

(to be analyzed in more details)

easy but not straightforward for 118 GHz

possible also at 48-57 MHz

3.7 GHz not sure (structure of the TS antenna)


probably: remove the antenna and utilize

only one klystron (500kW cw)

coupled to a dedicated waveguide

Or Using lasers

Detectors/ mirrors/...



Possible time slots before the start of the WEST project

- 1) test of the background noise (magnet at room temperature, atm.pressure): 1 week spring 2012
- 2) 2nd EM background measurements: 2 days September 2012
- 3) first experimental session: 2 weeks end of January 2013
- 4) second experimental session: 6 weeks beginning June 2013- mid July 2013
- 5) third experimental session beginning 2014: 6-8 weeks
(in the case WEST project be slightly delayed, more accuracy expected end 2012).

After the completion of the WEST project, access to the high field side slightly reduced

If there is an interest of using Tore Supra: one should be fast

=> the WEST project design phase is a unique opportunity to access to Tore Supra for a while

A possible Schedule :

- A unique opportunity offered by the WEST project
(after 2014 Tore Supra West very busy)

Concepts for

- ALPS search above 10 GHz
- CDM Axion search around 150 MHz
- Chameleon Search/ Chameleon Generation
-

Be fast and reactive for

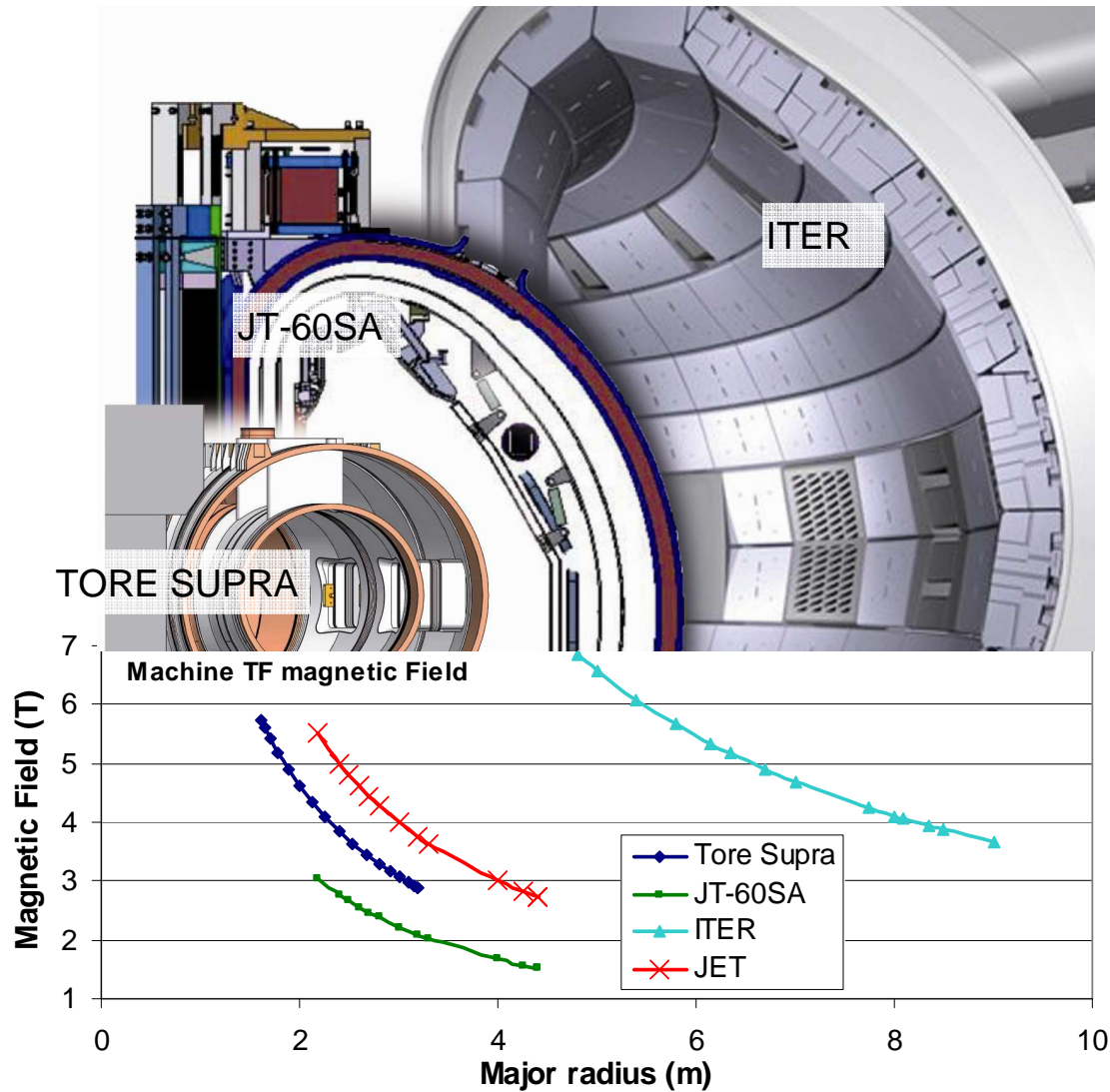
- Finding sponsors/Founding projects
- Setting collaborations/organization
- Developing
 - Resonator/reflector for Axions
 - MCP sensors for solar chameleons/ Collaboration for XMM
 - Chameleon generators
 - ...
- Tore Supra operation team for these activities

Thanks
for
your
Attention

Commissariat à l'énergie atomique et aux énergies alternatives
Centre de Cadarache | 13108 Saint Paul Lez Durance Cedex
T. +33 (0)4 42 25 46 59 | F. +33 (0)4 42 25 64 21

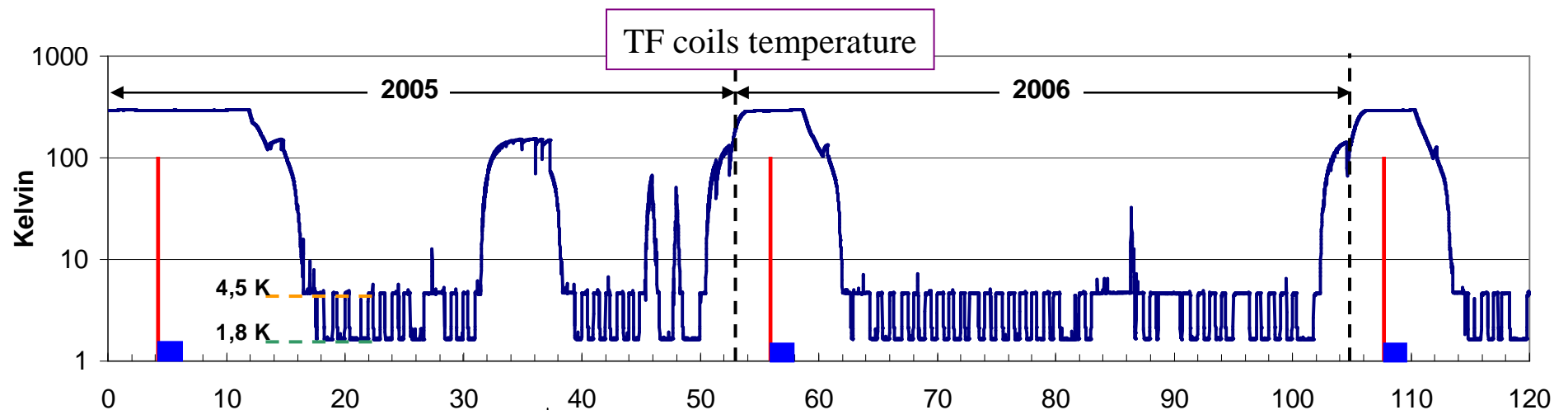
DSM
IRFM
DIR

Etablissement public à caractère industriel et commercial | RCS Paris B 775 685 019



	TS	JET*	JT-60SA	ITER
start of Operation (y)	1988	1983	2019	2022
Ro (m)	2,4	3,4	2,96	6,2
a (m)	0,8	1,1	1,18	2
b (m)	0,8	2,2	2,31	4
Bto (T)	3,85	4	2,25	5,3
Vessel volume (m3)	35	150	140	1000
B2V (T2m3)	500	2240	708	30000

*JET: activated & pulsed machine
(TF on ~5 mn/h)



Heavy maintenances
 ~ 3 months per year
 Regulatory controls
 Cryogenic, CWS,
 Tore Supra Configuration

Plasma Operation rhythm ~ 40 hours a week
 4 days a week : TF magnet at 1.8K
 3 days at 4.2K w.e. and maintenance day (Monday)

WEST : W Environment in Steady-state Tokamaks

Proposal: Turn Tore Supra into a Test Bed besides ITER, dedicated mostly to tungsten (W) actively cooled PFCs (*requires an X-point configuration*)

Motivation:

- Risk minimisation (manufacturing and operation) on ITER relevant technology
- Unique capability within the decade
- Key for ITER, but also for EAST, JT60-SA, W7X...

Feasibility study achieved in 2010, welcomed by high level international panel; conceptual study underway



1960-1985 : Pioneering studies
⇒ *tokamak configuration*



march 25th, 1957:
Signature of the
EURATOM treaty in Rome




Association
EURATOM-CEA

*TFR Team at CEA
Fontenay aux Roses*




*Petula and Wega Team
at CEA Grenoble*



**Key
results**

Decision to build
JET & **Tore Supra**
P.H Rebut *R. Aymar*

JET (Euratom) :
Size & Nuclear Performances
 1983 : first plasma



Deuterium/Tritium Operation:
 1991 : first plasma with tritium
 1997 : 16 MW Fusion (peak)
 2011: **W-Be Wall**

Tore Supra (France-CEA):
Innovative technologies for Long Plasma Pulse:

- 1) **Supraconductivity**
 - 2) **Active cooling (plasma facing components)**
 - 3) **Non inductive current drive**
- 1988 : first plasma



1996 : 2 minute-long pulses
 2002 : **fully cooled plasma facing components**
 2003 : world record 6'30 and 1 GJ injected
 2010: **Increased Cur.Drive capability (>6 MW LHCD)**
 2012-> towards 1000s a few GJ

ITER
2005-2040